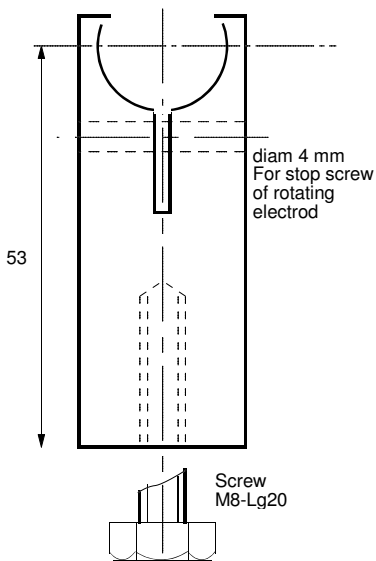
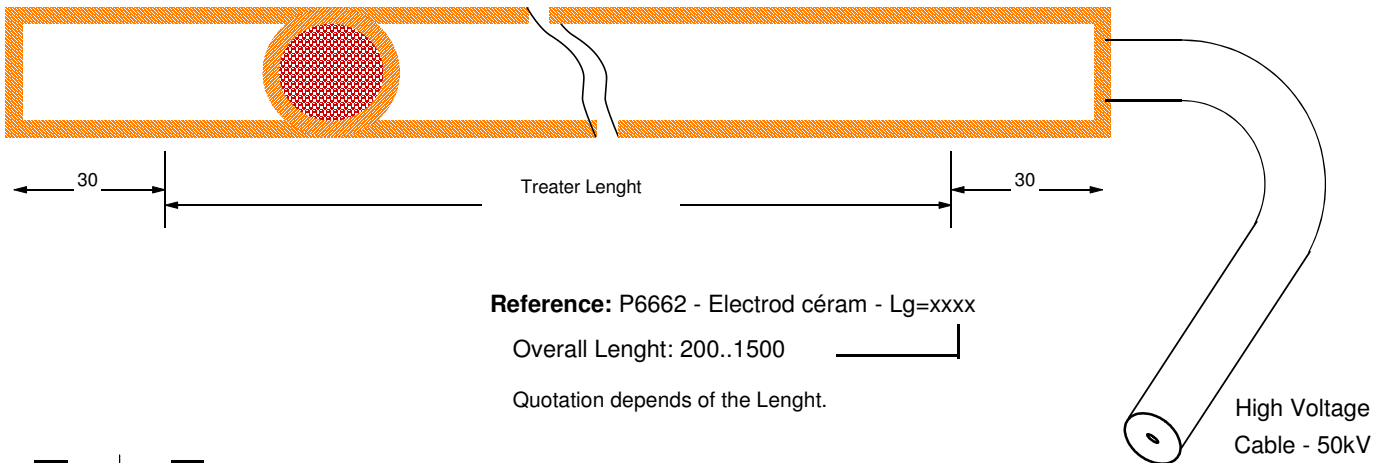


USING: Ceramic electrodes are used to make corona treater for conductor material like complex with aluminium film. The non-conductor film can also be treated on this equipment. On printing machine, this type of universal treater is necessary to assume a flexible production.

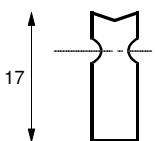
The purchase of these electrodes offer the best cost of your corona station: without mobil parts - simple planting - minimum dimensions. For example, you can planting ceramic electrode under existing roll.

ADVANTAGES:

- * For conductor materials as well non-conductor materials
- * Fixed under-electrod ==> minimum service
- * Lightness and small dimensions ==> low costs
- * Without fragil silicon sheat



Ref: P6662-Supp PTFE D17
 Tarif: 55,00 €



To stick on ceramic electrode for fixing in electrode housing

Ref: P6662-Supp Fibr H17
 Tarif: 65,00 €

Operation :

Dimensions: D= 17mm - Lenght according to lay.

Maximum admitted power is 750 W / meter. You have to place several electrodes to increase power. Cylinder must be covered with a silicon sheat.

The ends of electrode are isolated by a silicon stopper on 30mm lenght.

If electrode is pierced lightly, you can repair it with special glue in order to go on production before changing electrode. You also can switch off broken electrode and decrease machine speed.

Silicone cable: d= 8mm - Lg= 3000mm - Use a High Voltage Connector. It is better to add a silicon sh 10/20 with reference: "P66-câble gaine silicon HT 10/20" (see page P6659). You will avoid bad operation due to High Frequency and High Voltage.

Maxi Température: 70°C - Station must be very well ventilated just near electrode and also near cylinder in order to avoid heating.

Teflon supports - Fixed on housing with nylon screws. Leave a gap of 500mm maxi between each support. Electrodes will support jam if housing presents disengagement trajectory and an emergency switch.

