




FR-59000 LILLE
 Phone: +33 (0) 320 53 62 98
 Fax: +33 (0) 320 53 63 08

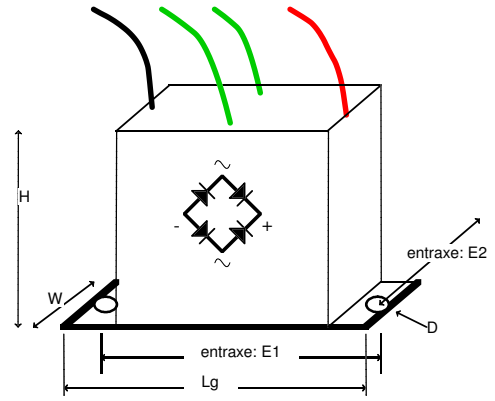
Website: <http://www.soudeuse-haute-frequence.com>

Molded Rectifiers bridges: They replace easily the valves DQ2.

Tension: $V_{ac} = 0,7 * V_{cc}$
 Intensity: repetitive point
 Cables: Silicone D5 - Insulation: 10kVac - Length = 200 mm
 Forecasted for the clip above the supply transformer.
 Insulating box - Moulded body - Temperature on surface Maxi: 60 °C.



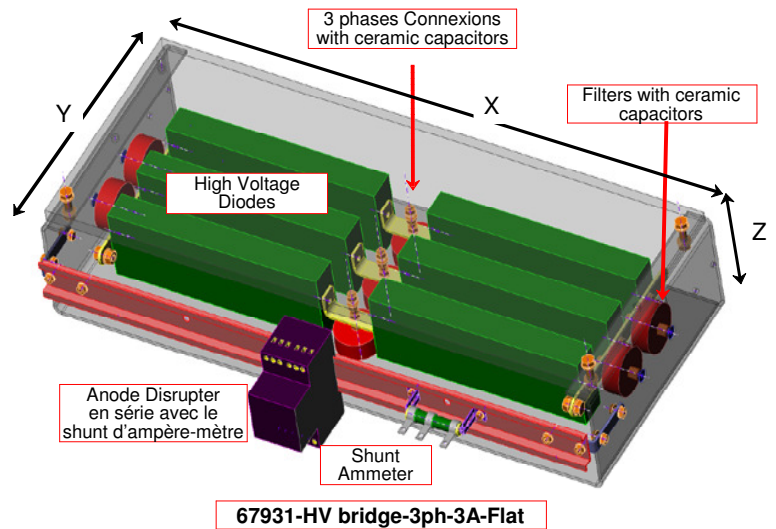
High Voltage RECTIFIERS



Reference	Voltage Vcc	Current Acc	Dimensions L W H	Fixations E1 E2 D
67930-Red-5k-1 (antiflash)	5000	1,0	90 * 25 * 75	70 * 4
67930-Red-5k-1	5000	1,0	131 * 62 * 31	121 * 30 * 4
67930-Red-15k-1	15000	1,0	139 * 65 * 40	129 * 33 * 4
67930-Red-15k-3	15000	3,0	171 * 80 * 50	161 * 48 * 5
67930-Red 3ph-15k-1	15000	1,0	171 * 80 * 50	161 * 48 * 5
67930-Red 3ph-15k-3	15000	3,0	171 * 80 * 50	161 * 48 * 5

High voltage Power Bridges: supplied with all functions:

- * Large range: Single-Phase or Tree-Phase - 10000Vcc - 1A ou 3A ou 5A -
- * Cube Shape or Flat Shape, for planting side or above anode transformer.
- * Immediate planting thanks to well making: complete insulation, RF filters,
- Shunt for Ammeter, Anode Current Disrupter.
- * RF filters ceramic capacitors on Input and Output
- * Discharge resistor on Output transformer
- * Universal Anode Current Disrupter: disrupting, reset, Limit settings: 50mA up to 5A
- * Shunt for Ammeter. These shunt and disrupter may be planting in other place in order to reduce dimensions.



References	Current A	Voltage AC	Power VA	Dimensions X*Y*Z
67931-HV bridge-1ph-1A-Flat	1.0	Single-phase	4.0	250*250*150
67931-HV bridge-3ph-2A-Flat	2.0	Three-Phase	8.0	420*210*80
67931-HV bridge-3ph-2A-Cube	2.0		8.0	240*240*290
67931-HV bridge-3ph-3A-Flat	3.0	up to 10kVdc	15.0	520*210*90
67931-HV bridge-3ph-3A-Cube	3.0		15.0	250*260*360
67931-HV bridge-3ph-5A-Flat	5.0	up to 10kVdc	30.0	520*380*90
67931-HV bridge-3ph-5A-Cube	5.0		30.0	450*350*375

High voltage diodes: for three-phase supplies if permanent current > 1A.

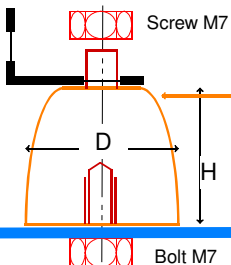


Reference	Voltage Vcc	Current Acc	Dimensions Lg * H * W (Mx)
67930-Diod B-15k-1	15000	1,0	150 * 20 * 30 (M4)
67930-Diod B-15k-2	15000	2,0	200 * 25 * 60 (M5)
67930-Diod D-15k-1	15000	1,0	Lg30 - D60 (M8)
67930-Diod D-15k-2	15000	2,0	Lg30 - D60 (M8)
67930-Diod C-12k-1-Viss	12000	1,0	170 * d17 (M5)
67930-Diod C-15k-1,5-Vis	15000	1,5	200 * d21 (M5)
67930-Diod RGP02-20E	2000	0,5	Rectifiers on PCB
67930-Diod BY228	1600	3,0	Rectifiers on PCB
67930-Diod SKSa 1/13	1300	3,0	Rectifiers on PCB



67930-Diod B-15k-1

Connexion M4



Ceramic socket for HV diode:
 Ceramic materials - D36 - H39
 Delivered with nuts and fixing screws
 Réf: 67930-D Supp C-M7 D36 H39

